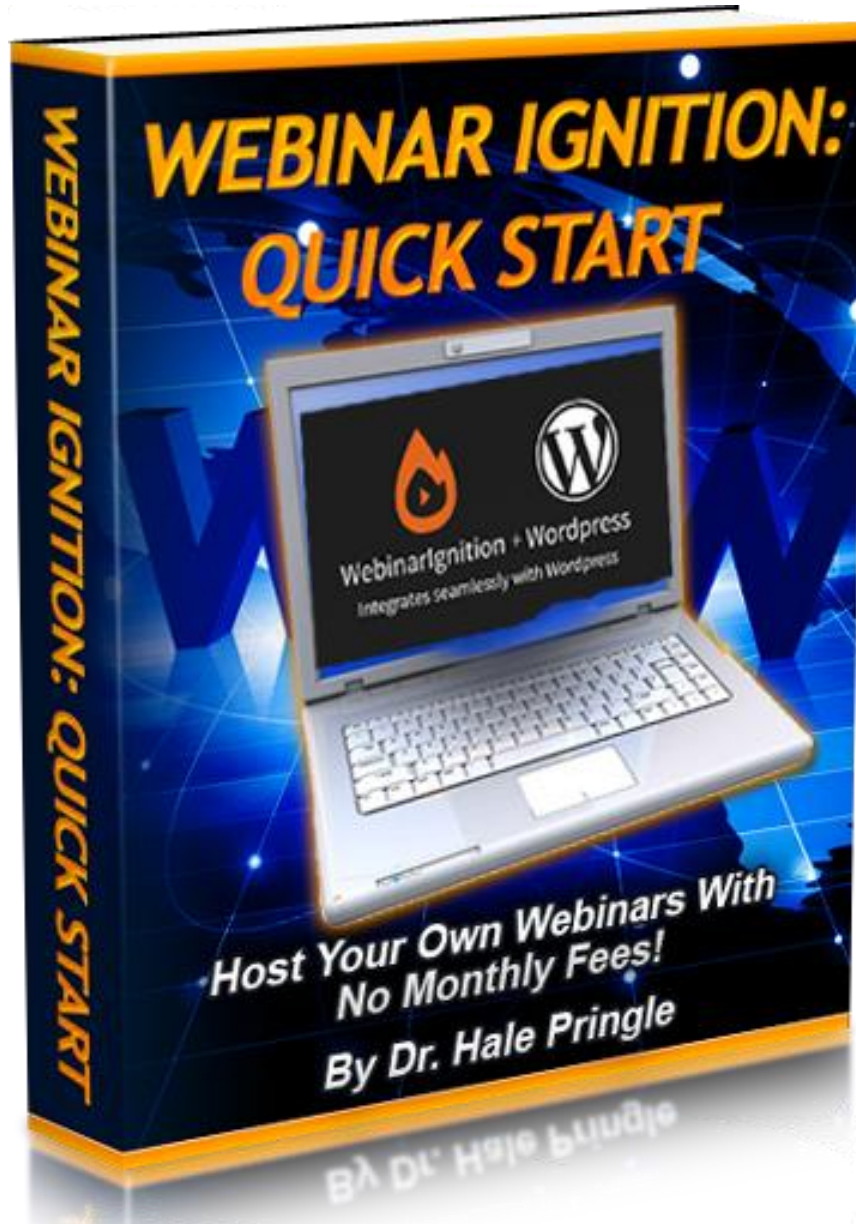


Webinar Ignition: Quick Start



Written by Dr. Hale Pringle
Copyright 2014 V 1.0

**You are Free to Share Unmodified copies of
this document.**

Terms and Conditions

LEGAL NOTICE

The Publisher has strived to be as accurate and complete as possible in the creation of this report, notwithstanding the fact that he does not warrant or represent at any time that the contents within are accurate due to the rapidly changing nature of the Internet.

While all attempts have been made to verify information provided in this publication, the Publisher assumes no responsibility for errors, omissions, or contrary interpretation of the subject matter herein. Any perceived slights of specific persons, peoples, or organizations are unintentional.

In practical advice books, like anything else in life, there are no guarantees of income made. Readers are cautioned to rely on their own judgment about their individual circumstances to act accordingly.

This Guide is not intended for use as a source of legal, business, accounting or financial advice. All readers are advised to seek services of competent professionals in legal, business, accounting and finance fields.

You are encouraged to print this book for easy reading.

© Copyright 2013

Who is Dr. Hale Pringle?



I am an educator at heart. I am very serious about my entrepreneur business, but I don't take myself too seriously. While I do have a degree in education, my 40 plus years working with people and computers are probably more important in the long run.



I love to help people and am building a network marketing team and a team within Ann Sieg's Daily Marketing Coach system. I work with them on a daily basis. [See more here.](http://HalePringle.com)

If you learn something from this, I'll feel like I've done my job.
Have a Great Day! Oh Hale Yes!

Webinar Ignition: Quick Start

Webinar Ignition – Now You Can Host Your Own Webinars – With No Monthly Fees

What This eBook Contains

This short eBook has three parts:

1. A comparison of Webinar Ignition and GoToWebinar
2. A Link to a short video where I walk you through creating a Webinar with Webinar Ignition
3. A Link to a Webinar Ignition: Start a Webinar Checklist.

For more complete information on initial setup of Webinar Ignition and Screen shots that cover the entire system see [Webinar Ignition: Complete](#)

Here is a link to a detailed checklist for preparing a Webinar Ignition

Webinar: <http://HalePringle.com/Webinar-Ignition-Checklist>

(BTW: You can [Purchase Webinar Ignition](#) here: - Yes that is an affiliate link 😊)

Comparison of Webinar Ignition and GoToWebinar

Webinar Ignition is the new kids on the block, but it is growing like gang busters. I signed up for the one-time fee to try it and I must say I'm hooked. I've read a number of reviews and they all seemed to just list the features and leave you with an affiliate link. This comparison will go a little deeper.

Let me start with what Webinar Ignition is. It is a wrapper around other video streaming services. The main service is Google Hangouts (or another video streaming service). Webinar Ignition adds many of the major features that you want to have when you host a webinar (pre-registration, adding registrants to your autoresponder list, Q & A during the webinar, monetizing, replays and more.)

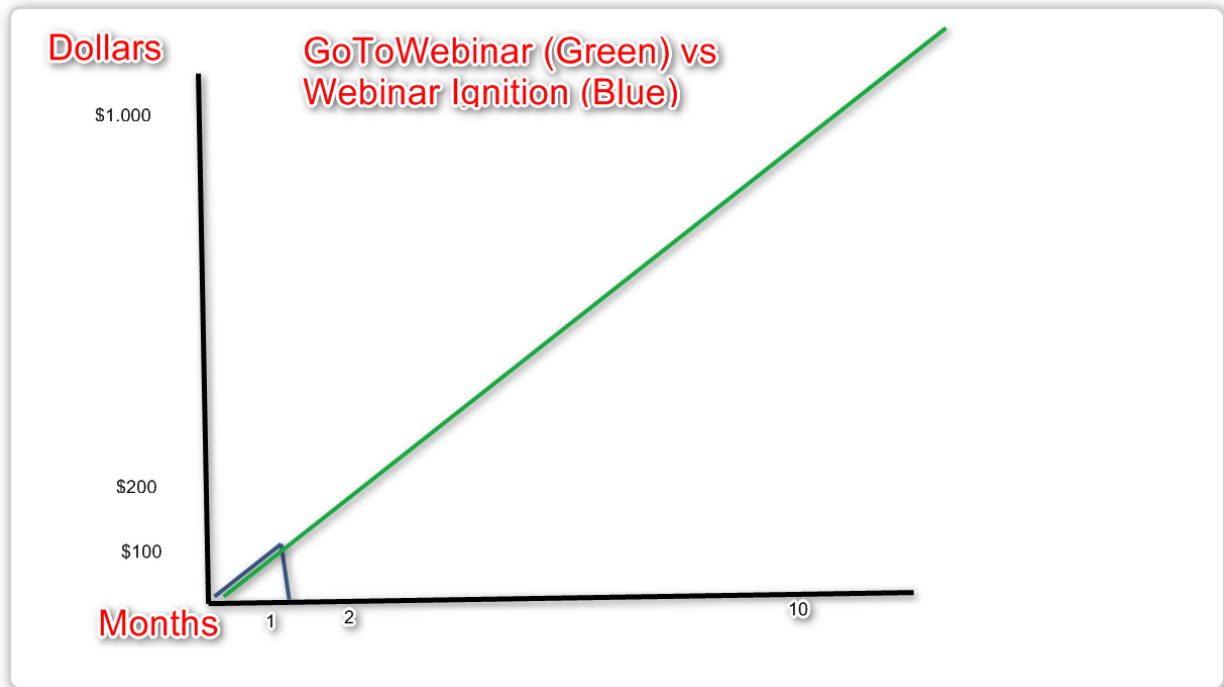
You can sign up for Webinar Ignition by [Clicking Here!](#) (Yes – this is my affiliate link). The current price is \$97 for a one site license. This is a one-time fee – there are no monthly or recurring fees.

Here is my comparison of Webinar Ignition and GoToWebinar. These observations are my personal opinions and experiences. Take them with a grain of salt 😊

Comparison #1 – Cost

Let's take a quick look. Webinar Ignition is \$100 for a single site license. This is a one-time fee for a system that can host unlimited webinars. Webinars that can host thousands of viewers. GoToWebinar is a monthly fee. Around \$100 per month for a webinar that can grow to a maximum of 100 viewers. For a thousand viewers the cost is about \$500/month and this chart would say \$5,000 after 10 months. The Webinar Ignition would still be a total of \$100.

Cost Comparison – GoToWebinar vs. Webinar Ignition



Comparison #2 - ??

Rather than go through each category – let's just look at them in a table.

Comparison of GoToWebinar and Webinar Ignition

Feature	GoToWebinar	Webinar Ignition	Winner
Original Set Up	Just start paying. You must provide information to GotWebinar if you want registrants added to your autoresponder list(s)	Must have a WordPress Blog and you will need to set up SMTP and SMS Texting	GoToWeb
SMTP	Emails Are Automatic I don't know how tailorable these emails are.	Text is automatic – SMTP set up so that they will mail requires set up that can be tricky. You can rewrite the default emails in	GoToWeb

		any way you see fit.	
SMS Text Reminders	Must use a third party and build your own registration pages to GoToWebinar	Built in to the Webinar Ignition Registration Pages – requires setting up a third party account – free until you get huge.	Web Ignit
Registration Page	You can modify the text some but here is one template	Multiple Templates with many options. To me. these are much better looking than GoToWebinars.	Web Ignit
Cost	\$100/Month for 100 viewers \$500/month for 1,000	\$100 onetime cost	Web Ignit Huge Win
Add Registrants to your Autoresponder list	Yes	Yes	Tie
Size of Webinar	Max is 1,000 unless to move to a VERY expensive version	Max is unknown – I’ve been on one with 10,000 viewers. No extra cost.	Web Ignit
Ease of Actually Running a Webinar	GoToWebinar has features you need to get used to, but mostly presenters just find the webinar in a list can click Start.	Webinar Ignition requires more steps to actually start a webinar.	GoToWeb
View Speakers	Can be done	Automatic up to 10	Web Ignit
View Screen	Yes	Yes	Tie
Raise Hand feature	Yes	No	GoToWeb
Private Msgs To/From Viewers	Yes	??	GoToWeb
Activate Voice for any Viewer	Yes	No	GoToWeb
Free Offer on	No	Yes	Web Ignit

Webinar Page			
Automatic Recording & Posting to the web	No	Yes	Web Ignit
Evergreen Replay	No	Yes	Web Ignit
Comments visible during replay – click and jump in the video to where the question was answered	No	Yes	Web Ignit
Buy Product Button on Replay	No	Yes	Web Ignit

Summary of these comparisons

GoToWebinar - Wins

GoToWebinar wins in the areas of ease of use and live interaction with viewers.

GoToMeeting is better at interacting with lots of viewers during a presentation.

Webinar Ignition is easy to use once you have it set up, but still requires a little more “Click here”, “Turn this on”, “Copy and Paste this link there” to start a webinar.

Webinar Ignition - Wins

Webinar Ignition wins hands down on price.

Webinar Ignition is better when dealing with 10 or less viewers and acceptable for larger groups.

Without going to extreme pricing, GoToWebinar is limited to 1,000 viewers.

Webinar Ignition may have a limit, but it will be huge (over 10,000).

Post Production goes to Webinar Ignition – they are automatically on the web with a replay screen set up.

Marketing also goes to Webinar Ignition – they have worked hard to give marketers Buy buttons and Give-Away buttons built right into the system.

Potential Improvements – Webinar Ignition is built as a wrapper around Google Hangouts (and other streaming video systems). There are new features being added all the time.

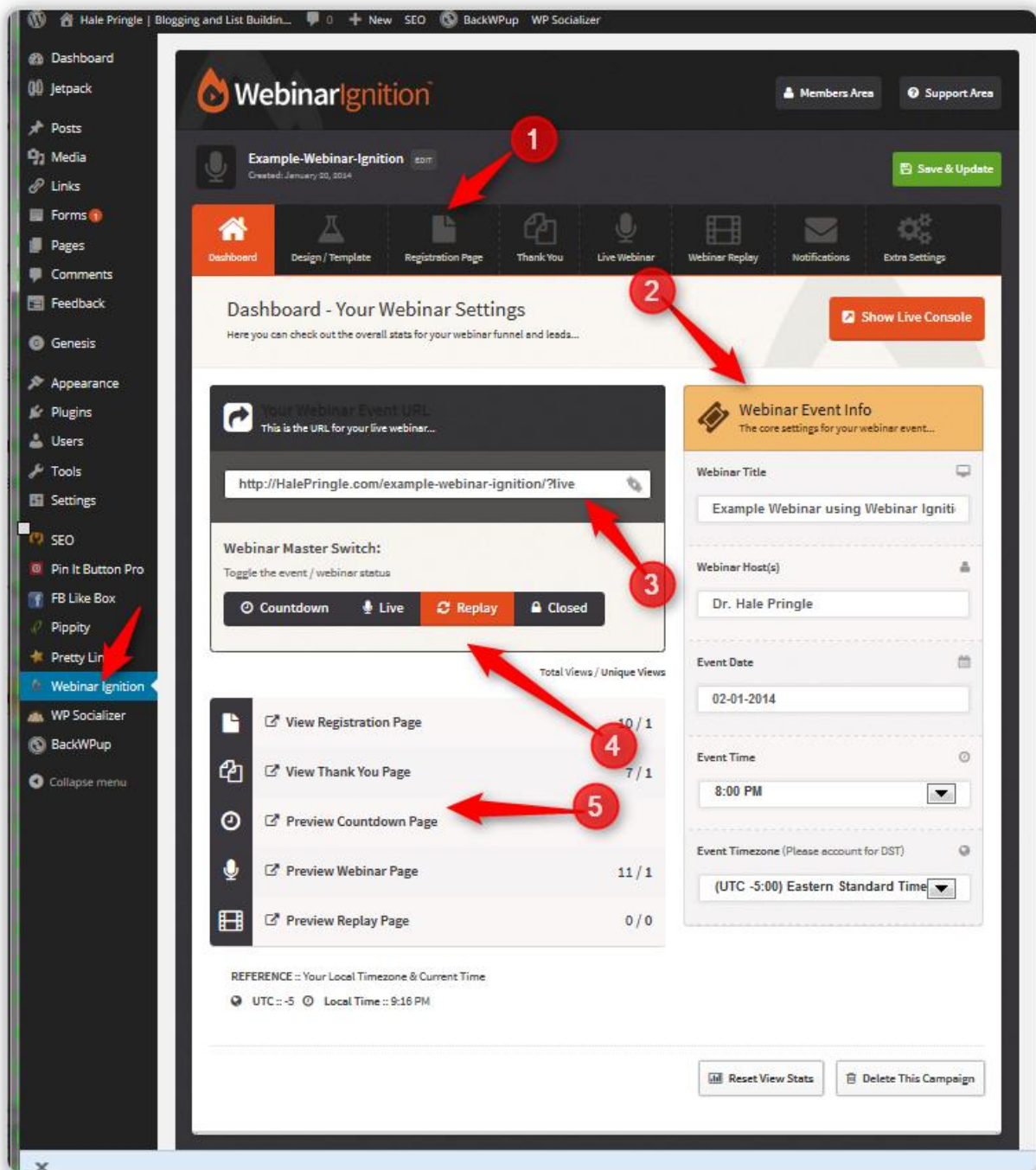
Conclusion:

I'm happy with Webinar Ignition and plan to use it as my platform of choice.

Example Screens

Here are some sample screens to give you a feel for what Webinar Ignition Looks like and the set up.

Webinar Ignition Dashboard Screen



#1 – Tabs for setting up the several screens that are part of Webinar Ignition.

#2 – Basic information about the Webinar – Title, presenter, date and time.

#3 – The Main URL. This URL will take a viewer to a Countdown/Registration page before the Webinar, to the Live Webinar during the Webinar and to the Replay After the Webinar.

#4 – The “Master Switch.” Where are we in the process 1) Before – countdown, 2) During – Live, 3) After – Replay, 4) After – Closed.

#5 – Links to Preview the Screens (We’ll look at them next).

Countdown Screen

The screenshot shows a webinar countdown screen. At the top, there is a banner with the logo "Dr. Hale Pringle" and the text "Blogging and List Building The Fortune IS in the LIST!". Below the banner, the text reads "You Are Viewing The Webinar That Is Not Yet Live - We Go Live on Feb 1 at 8:00 PM EST!". The main heading is "Webinar Starts at 8:00 PM Feb 1, 2014". Below this is a countdown timer showing 11 Days, 21 Hours, 53 Minutes, and 54 Seconds. Below the timer are five links: "* See a Webinar run with a One-Time-Cost Plugin", "* See How To Setup a Live Webinar", "* See examples of Registration Pages", "* See Steps to Start a Live Webinar", and "* See an Actual Webinar Started". Below these links are two more links: "* See how the webinar is automatically recorded on YouTube with YouTube" and "* See a sample Replay Screen when a Webinar is Finished". At the bottom is a green button labeled "Register For Webinar". Red arrows with numbers 1 through 5 point to specific elements: 1 points to the top banner, 2 points to the main heading, 3 points to the countdown timer, 4 points to the list of links, and 5 points to the "Register For Webinar" button.

Dr. Hale Pringle

Blogging and List Building
The Fortune IS in the LIST!

You Are Viewing The Webinar That Is Not Yet Live - We Go Live on Feb 1 at 8:00 PM EST!

Webinar Starts at 8:00 PM Feb 1, 2014

11 Days 21 Hours 53 Minutes 54 Seconds

- * See a Webinar run with a One-Time-Cost Plugin
- * See How To Setup a Live Webinar
- * See examples of Registration Pages
- * See Steps to Start a Live Webinar
- * See an Actual Webinar Started

* See how the webinar is automatically recorded on YouTube with YouTube

* See a sample Replay Screen when a Webinar is Finished

Register For Webinar

All Rights Reserved - Copyright @ 2013
Powered By WebinarIgnition

#1 – Optional – this a a banner to help with branding your webinar presentations.

#2 – Title area (you can edit).

#3 – Counter.

#4 – Sales Bullets or graphic.

#5 – Button to Registration Page.

One of Several Registration Page Options

The screenshot shows a webinar registration page for Dr. Hale Pringle. The page is titled "Example Webinar using Webinar Ignition" and is scheduled for Saturday, Feb. 1, 2014 @ 8:00 PM. The page includes a registration form with fields for name, email, and phone number, and a green "Register For The Webinar" button. A sidebar on the right lists "Webinar Ignition Features" such as customizable registration, live video feed integration, and email/SMS reminders. Below the form, a section titled "What You Will Learn On The Webinar..." lists several topics, including seeing a webinar run with a one-time-cost plugin and seeing how the webinar is automatically recorded. A small photo of Dr. Hale Pringle is also included, along with a bio stating he is the author of several eBooks and the author of "Webinar Ignition: Quick Start".

Dr. Hale Pringle

Blogging and List Building
The Fortune IS in the LIST!

Introducing This Exclusive Webinar From Dr. Hale Pringle

Example Webinar using Webinar Ignition

Saturday, Feb. 1, 2014 @ 8:00 PM

RESERVE YOUR SPOT!

WEBINAR REGISTRATION

Enter your name:

Enter your email:

Enter Your Phone Number...

Register For The Webinar

* we will not spam, rent, sell, or lease your information *

What You Will Learn On The Webinar...

- See a Webinar run with a One-Time-Cost Plugin
- See How To Setup a Live Webinar
- See examples of Registration Pages
- See Steps to Start a Live Webinar
- See an Actual Webinar Started
- See how the webinar is automatically recorded on

Create Better Webinars.

Webinar Ignition is the most flexible platform for creating professional live & automated webinar funnels.

Webinar Ignition Features:

- ✓ Customizable Registration, Confirmation, Live & Replay Pages
- ✓ Live Video Feed Integration (Including Google Hangouts)
- ✓ Email & Text Message Reminders
- ✓ Q&A / Chat Integration
- ✓ Sales and Conversion Tracking
- ✓ No Monthly Fee!

Webinar Ignition • Wordpress

Integrates seamlessly with Wordpress

Dr. Hale Pringle is the author of <http://HalePringle.com> where you will find over a dozen original eBooks. He blogs on List Building, Blogging and useful tips on Internet Marketing. He is the author of AWeber: Quick Start, JV Giveaways: Quick Start and Webinar Ignition: Quick Start

Note: They currently have three registration page layouts with more on the way.

#1 – Again – optional banner.

#2 – Editable Title.

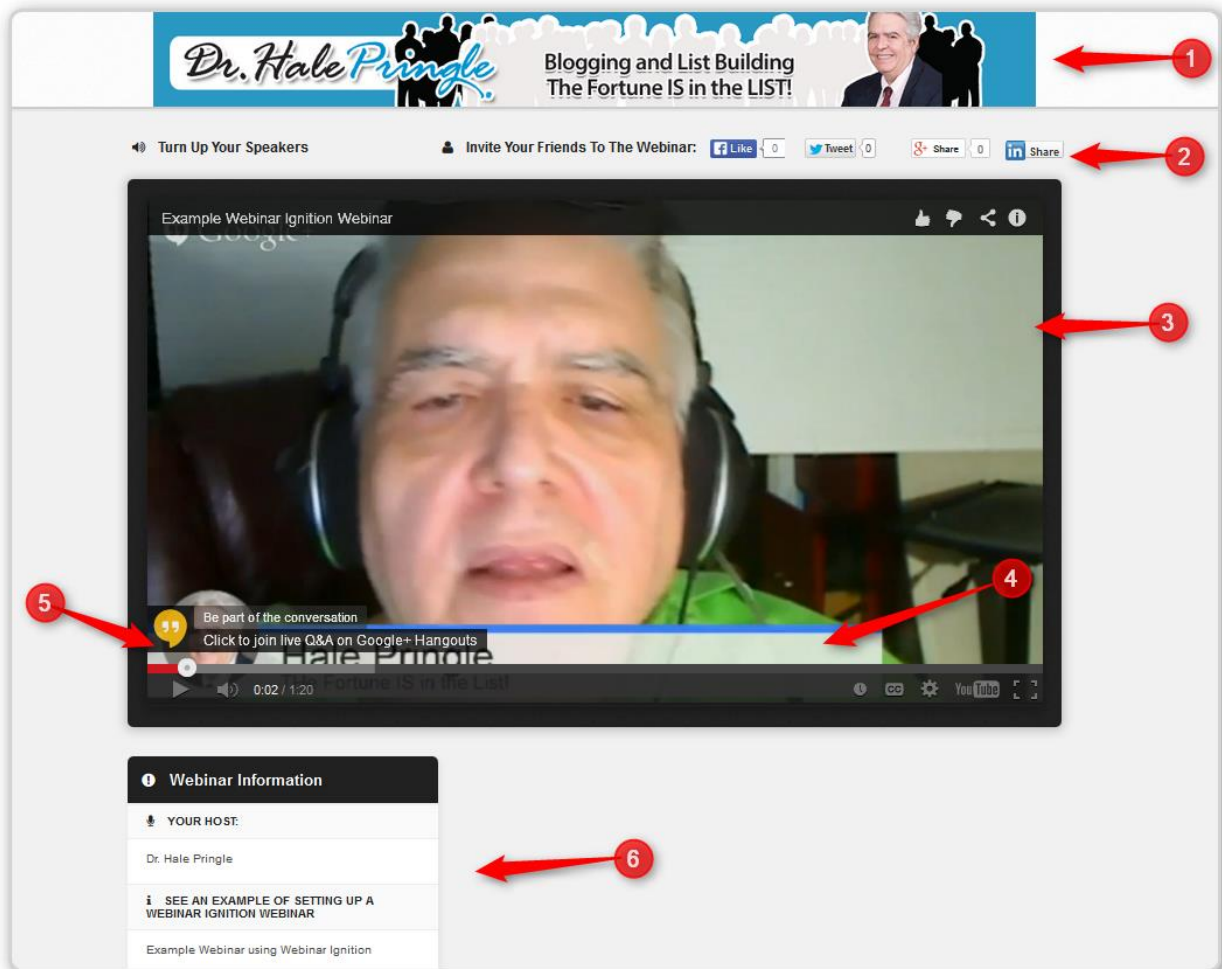
#3 – Graphic or video.

#4 – Data Entry Fields – Send to your Autoresponder system.

#5 – Selling Info – Sales Bullets or a Graphic

#6 – Image and Bio or the Presenter(s)

Live Webinar In Chat Mode



#1 – Optional Banner.

#2 – Optional Social Sharing Buttons.

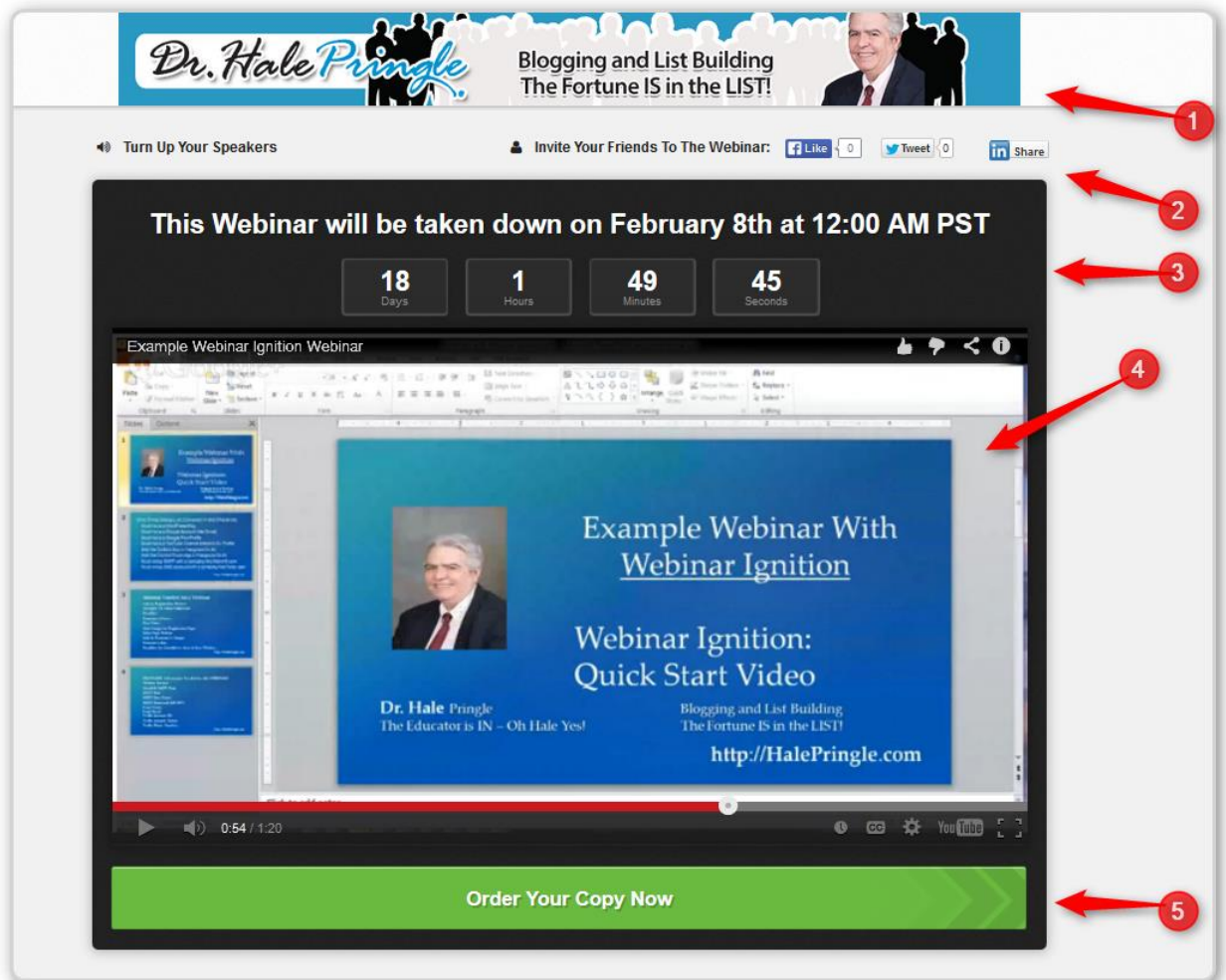
#3 – Main Screen – Can have up to 10 presenters. The default is for the person speaking to be on the large part of the screen and others as thumbnails. You can control that have give one person center stage.

#4 – “Lower Third” – This is a name and tag line or an optional graphic logo.

#5 – Message about Joining the Q & A conversation.

#6 – Presenter and other info about the Live Webinar.

Replay Screen



#1 – Optional Banner.

#2 – Social Sharing Buttons.

#3 – Optional Countdown until it closes. You can leave it evergreen.

#4 – Main screen in “Screenshare” mode.

#5 – Optional button that can appear after a specified number of seconds into the replay. Link to a product you are selling, giving away or additional information.

Quick View of Webinar Igniton

This link is to a quick webinar replay on my site (<http://HalePringle.com>)

[Webinar Ignition Quick Start Video](#)

Video Walkthrough of Setting Up a Webinar in Webinar Ignition

This link is to a YouTube video that is a longer version that shows most of the screens you use when you set up a Webinar.

www.youtube.com/watch?v=Wp2lCroEod4

Summary

If you are looking for an inexpensive system to hold professional webinars, Webinar Ignition deserves a close look.

- It is inexpensive.
- You can hold unlimited webinars at no additional cost.
- You can hold small chat type webinars (with or without viewers).
- You can hold Very Large webinars (over 10,000 viewers).
- Integration with your Autoresponder System is included.
- A Reminder email system and a Phone Text Reminder System are included.
- It is designed for marketing and has many support features.
- It is highly customizable (including changing to another language).
- Getting a replay (timed or evergreen) online is automatic.

Until next time, you have a Great Day!

Dr. Hale



Dr. Hale Pringle – Hale Yes!

Skype hale.pringle

Email: HaleYes@HalePringle.com

I work with some of the finest online marketers in the world. They have developed what I believe to be the BEST program to train you to market online at you own pace. Drop me an email and I'll get you an invitation to a live webinar to see what we are doing.

P.S. If you are working to move your network marketing business online, I can help! Check me out at <http://HalePringle.com>. On the WORK WITH HALE page you can sign up for the free coaching call. I'll give you the benefit of my years of experience and many thousands of dollars in training and searching the rabbit hole called Internet Marketing and Network Marketing. I can help you with prospecting online, blogging, and more.

MOSTLY FREE RESOURCES

Version 4.0

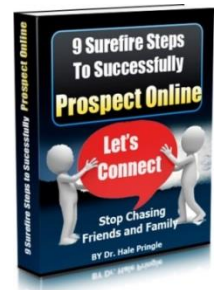
Check out these FREE Reports and eBooks by Dr. Hale

(Those marked as MRR are documents written by others, but I have modified them and I really like what they have to say. MRR means that if you contact me we can arrange for you to place the document on your site as well (with YOUR affiliate links in the document.) Unless otherwise indicated, the rest of the eBooks I wrote from scratch and you won't find them elsewhere.

FREE – 9 Surefire Steps to Successfully Prospecting Online

<http://HalePringle.com/fbprospecting-offer>


This eBook shows you Step-By-Step how to connect with the right people and actively prospecting online.



FREE- 100 Top WP Plugins-

<http://halepringle.com/Top100Plugins>

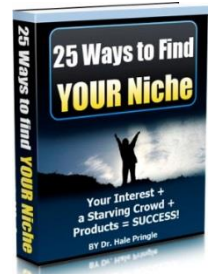
Top plugins described and links to where you can find and purchase them. These are industry standards used by many of the industry's top bloggers (MRR)



FREE - 25 Ways to Find YOUR Niche –

<http://halepringle.com/Niche-offer>

25 different ways to brain storm for the perfect niche for you.
Includes a set of questions that will help you determine if a niche is viable.



FREE - 7 Mistakes New Bloggers Make

- <http://halepringle.com/7-mistakes-offer>

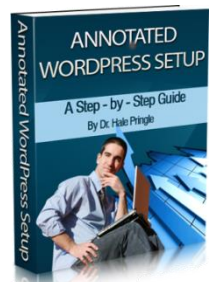
New bloggers fall into the same traps over and over. Learn what they are so YOU can avoid them.



FREE - Annotated WordPress Setup

<http://halepringle.com/WP-Setup-offer>

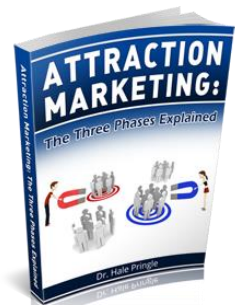
Follow along while screen shots show you how to set up a WordPress Blog – from buying the domain to working your blog.



FREE EBook - Attraction Marketing: The Three Phases Explained

<http://HalePringle.com/am-3-phases>


This eBook reveals the #1 Secret to Becoming an Attraction Marketer Quickly. It explores the three distinct Phases that you will go through on your way to becoming an Attraction Marketer.



FREE – AWeber: Quick Start

<http://HalePringle.com/aweber-qs-resources>


This Free eBook AND 15 minute Video will get you started with AWeber, the autoresponder system used by at least half of all Internet Marketers. Enjoy! Grab this while it is still FREE!



FREE – AWeber Magic -21 AWesome AWeber Features and Tips

<http://HalePringle.com/21-aweber-offer>


This eBook reveals over 21 AWeber Features and Tips you have probably never heard about. Several are general and several are specific to WordPress Blogs. Enjoy! Grab this while it is still FREE!



AWeber© Unleashed


<http://HalePringle.com/AWeber-Unleashed-Resources>

All the ins and outs of AWeber. Full Manual. Handle multiple free offers and funnel them into one follow-up email sequence. Updated with the 6/5/2013 AWeber site changes. Over 220 pages of in depth coverage. \$69.95 retail.



FREE - Beginner's Guide to Copywriting

<http://halepringle.com/Copywrite101-offer>



Forget what you learned about writing in High School and College.
Copywriting has its own rules. This short eBook with help you get started.

FREE - Blog Look and Feel Checklist –

<http://halepringle.com/Checklist-offer>

Hidden rules that top bloggers usually follow when they design their blog. A top blogging instructor's "hot seat" criteria revealed.



FREE - Create an eBook in 30 Minutes or Less

<http://halepringle.com/create-ebooks>

Take your long blog post that you worked so hard on and create an eBook/eReport in minutes. Re-purpose your work/



FREE – Expert Blogger’s Traffic Advice –

<http://halepringle.com/Experts-Traffic-offer>

Listen!! Top Network Marketing Bloggers tell you what they do to attract people to their blog.

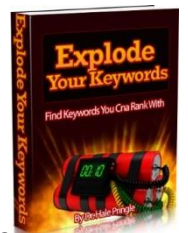
You blog post is NOT done when you press Publish!



FREE – Explode Your Keywords –

<http://HalePringle.com/Explode-Your-Keywords>

Step-by-Step instructions on how to find thousands of potentially relevant keywords



and sift through to find the ones you can potentially rank with.

FREE - Facebook Prospecting –

<http://halepringle.com/Facebook-Prospecting-offer>

Follow an expert and she shows you how to find prospects, connect with them and sign them into her network marketing company.



FREE – Find Customers on Twitter

<http://HalePringle.com/Twitter-customers-offer>

An online expert show exactly how she find, engages and closes customers on Twitter – one at a time.



FREE- Find FREE Images for your Blog

<http://halepringle.com/Images-offer>

Your blog posts NEED images. The Google SEO criteria expect them and you readers are much more engaged when you have them. Finding free images helps the beginning budget. Over a dozen sites are listed, along with search engines that specialize in searching across multiple free sites.



FREE - Free Tools for Internet Marketers –

<http://halepringle.com/Free-Tools-offer>



Over 50 **free** tools to make your Internet Marketing tasks easier.

FREE - Internet Marketing Tools You SHOULD Purchase. –

<http://halepringle.com/Paid-Tools-offer>

Some tools are just worth the price. This is my list of MUST HAVE tools.



FREE – JV Giveaways: Quick Start

<http://halepringle.com/jv-giveaways-quick-start-offer/>

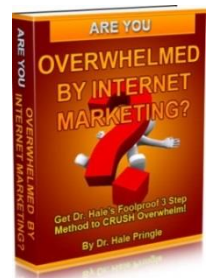
JV Giveaways are a great way to build your list. They Are inexpensive and can generate lots of traffic. IF YOU KNOW HOW TO use them. Here is an overview that will get you started quickly!



FREE – Overwhelmed by Internet Marketing?

<http://HalePringle.com/Overwhelmed-offer>

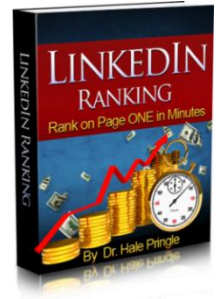
If you are trying to learn Internet Marketing on your own, you are undoubtedly Frustrated and Overwhelmed. There are solutions! This free report exposed WHY you are overwhelmed and how to combat it!



FREE - LinkedIn Ranking (Page One in Minutes):

<http://halepringle.com/linkedin-Ranking-offer>

The SECRET to drastically improving your ranking in LinkedIn in minutes revealed! Five easy steps that you can do in minutes. See the results as soon as you are done! Amazing!

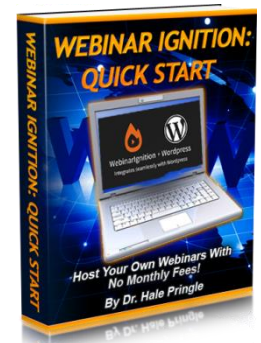


FREE Webinar Ignition: Quick Start

<Http://HalePringle.com/Webinar-Ignition-QS-Offer>

This free eBook contains a brief comparison of the Webinar Ignition Plugin and GoToWebinar plus a check list for using Webinar Ignition to host your own personal webinars. It also gives to a link to an example

Webinar where I walk you through creating a webinar. For less than \$100 you can book a webinar, have a registration page, add registrants to your autoresponder lists, make free offers, automatically generate reminder emails and SMS text messages, host a webinar that can have thousands of attendees, automatically record the webinar on YouTube and have an evergreen replay (with optional countdown timer until it closes.)

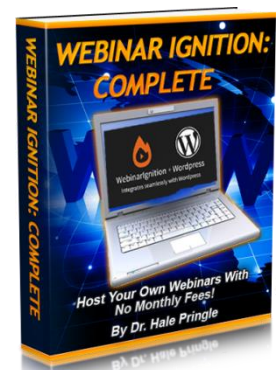


Webinar Ignition: Complete

<Http://HalePringle.com/Webinar-Ignition-Complete-Resource-Offer>

This eBook retails for \$29.99 and covers the WordPress Webinar Ignition

Plugin in depth. Screen shots walk you through the initial setup and every step of using Webinar Ignition to host your own webinars. For less than \$100 you can book a webinar, have a registration page, add registrants to your autoresponder lists, make free offers, automatically generate reminder emails and SMS text messages,



Dr. Hale Pringle

<http://HalePringle.com>

Page 24

host a webinar that can have thousands of attendees, automatically record the webinar on YouTube and have an evergreen replay (with optional countdown timer until it closes.)

Small Reports or Tips Pages

GoDaddy Domain Purchase and NameServer settings

<http://halepringle.com/GoDaddy>

Creating a Static Home Page - <http://halepringle.com/Static-HomePage>

Adding an Image Sidebar - <http://halepringle.com/Image-Sidebar>

Find out how many pages are REALLY competing, Find EZine articles in your niche that have a lot of traffic and more -


<http://halepringle.com/Neat-Tips>

AFFILIATE LINKS

Please note: The following links are affiliate links and I will make a small profit if you purchase one of the products.


The 7 Great Lies of Network Marketing

Click for a free download. You will also be given the opportunity to purchase The Renegade Network Marketer. This is one of the most influential books ever written for online network marketers. [7 Great Lies of Network Marketing](#)




Attraction Marketer's Manifesto

Here is another free download. Again you will be given the opportunity to purchase The Renegade Network Marketer. This is one of the most influential books ever written for online network marketers. [Attraction Marketer's Manifesto](#)



Magnetic Sponsoring

HERE is another Must Read for online network marketers: Magnetic Sponsoring – the book that started “Attraction Marketing” Click here to purchase: [Magnetic Sponsoring](#)



What's Working Now

Last but not least: Here is one of the best resource sites on the Internet for online marketers. The archives contain articles on virtually any online marketing topic you care to name: Magnetic Sponsoring's - [What's Working Now](#)

